

MONTHLY STATISTICAL BULLETIN

MAY 2020

Market capitalization: 178.885.738.614

Turnover: 476.045.890

Number of transactions: 1.436

MBI10: 4.262,97

↓0,05%

↓36,99%

↓46,72%

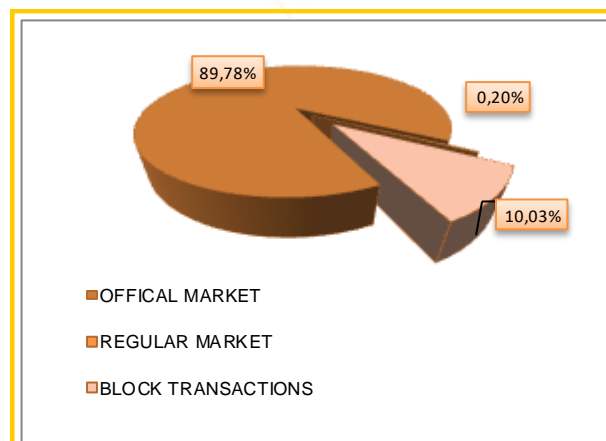
↓4,50%

BASIC INDICATORS

TURNOVER (denars)	April 2020	May 2020	% of change
TRADING IN BEST	651.991.389	428.308.574	-34,31
SHARES	650.253.090	304.997.127	-53,10
BONDS	1.738.299	123.311.447	6993,80
DAILY AVERAGE TURNOVER (denars)	32.599.569	22.542.557	-30,85
DAILY AVERAGE NUMBER OF TRANSACTIONS	134	75	-44,03
BLOCK TRANSACTIONS	29.673.271	47.737.316	60,88
PUBLIC AUCTIONS	0	0	-
PUBLIC OFFERING	73.806.150	0	-
TOTAL	755.470.810	476.045.890	-36,99
NUMBER OF TRANSACTIONS			
TRADING IN BEST	2.687	1.431	-46,74
BLOCK TRANSACTIONS	7	5	-28,57
PUBLIC AUCTIONS	0	0	-
PUBLIC OFFERING	1	0	-
TOTAL	2.695	1.436	-46,72
MARKET CAPITALIZATION (denars)			
MARKET CAPITALIZATION OF SHARES	178.973.433.820	178.885.738.614	-0,05
OFFICIAL MARKET-SHARES	174.831.391.505	174.743.696.299	-0,05
MARKET OF JOINT STOCK COMPANIES WITH SPECIAL REPORTING OBLIGATIONS	4.142.042.315	4.142.042.315	0,00
MARKET CAPITALIZATION OF BONDS	7.434.112.350	11.820.276.157	59,00
MARKET CAPITALIZATION OF OTHER SECURITIES	314.027.041	314.042.820	0,01
TOTAL MARKET CAPITALIZATION	186.721.573.210	191.020.057.591	2,30
MBI10	4.463,98	4.262,97	-4,50
OMB	133,11	132,78	-0,25
NUMBER OF LISTED SECURITIES	100	100	0,00
NUMBER OF TRADING DAYS	20	19	-5,00

TURNOVER STRUCTURE

Market segment	Turnover (denars)	Turnover (EUR)	%	Number of transactions
OFFICIAL MARKET	427.379.574	6.927.777	89,78	1.427
REGULAR MARKET	929.000	15.060	0,20	4
BLOCK TRANSACTIONS	47.737.316	773.760	10,03	5
TOTAL	476.045.890	7.716.596	100,00	1.436



MONTHLY STATISTICAL BULLETIN

10 MOST LIQUID SHARES (Official market)

Issuer	Max (denars)	Min (denars)	Average price (denars)	Volume	Turnover (denars)	Turnover (EUR)	%	Num. of trans.	Market capitalization (denars)
Komercijalna banka Skopje	6.399,00	5.805,00	6.056,02	13.082	78.821.451	1.277.696	25,92	399	13.406.566.046
Granit Skopje	1.020,00	951,00	997,93	63.349	63.602.290	1.031.123	20,92	256	2.994.592.575
Makpetrol Skopje	72.700,00	66.500,00	68.139,46	704	48.191.453	781.164	15,85	161	7.638.368.538
Alkaloid Skopje	12.850,00	12.000,00	12.454,85	3.536	43.971.583	712.768	14,46	194	17.607.302.269
NLB Banka AD Skopje	16.750,00	16.100,00	16.375,16	1.126	18.408.002	298.382	6,05	63	13.752.090.222
Stopanska banka Skopje	1.184,00	1.080,00	1.114,34	11.521	12.803.604	207.555	4,21	73	20.664.996.039
UNI Banka Skopje	2.089,00	1.900,00	2.003,79	4.687	9.332.817	151.273	3,07	46	1.133.272.457
Makedonski Telekom Skopje	320,00	300,00	315,18	14.944	4.719.943	76.510	1,55	34	30.530.401.757
Makedonijaturist Skopje	4.999,00	4.450,00	4.549,49	935	4.227.418	68.524	1,39	21	2.057.723.850
TTK Banka Skopje	1.325,00	1.200,00	1.266,08	3.101	3.950.633	64.046	1,30	40	1.134.860.000
Rest				27.581	16.038.933	259.988	5,27	130	63.823.522.547
Total				144.566	304.068.127	4.929.028	100,00	1.417	174.743.696.299

TOP GAINERS / TOP LOSERS—OFFICIAL MARKET

Issuer	Average price (denars) 30.04.2020	Average price (denars) 31.05.2020	% of change
TOP GAINERS			
RZ Ekonomika Skopje	48,00	68,00	41,67
Fersped Skopje	53.460,00	59.500,00	11,30
Fustelarko Borec Bitola	1.080,00	1.200,00	11,11
UNI Banka Skopje	1.950,00	2.075,64	6,44
Stopanska banka Skopje	1.115,00	1.183,55	6,15
TOP LOSERS			
Makstil Skopje	84,00	66,00	-21,43
TTK Banka AD Skopje	1.396,60	1.250,00	-10,50
Makedonijaturist Skopje	4.987,13	4.550,00	-8,77
Stopanska banka Bitola	3.025,00	2.765,00	-8,60
Komercijalna banka Skopje	6.419,86	5.882,48	-8,37

OVERVIEW OF THE TRADING WITH BONDS

	HIGH (%)	LOW (%)	Last daily average price(%)	Last trading day	Volume (in EUR)	Turnover (denars)	Turnover (EUR)	Yield to maturity *
R.Macedonia - Government bond DO2019/04-0234	101,00	101,00	101,00	15.5.2020	10.000	101.000.000	1.637.107	3,11%
R.Macedonia - Government bond DO2020/02-0235	98,80	98,80	98,80	21.5.2020	1.119	11.055.720	179.200	3,00%
R.Macedonia - Government bond DO2019/11-0834dk	100,00	100,00	100,00	27.5.2020	707	7.070.000	114.596	2,55%
R.Macedonia - Government bond DO2019/15-1134	100,00	100,00	100,00	21.5.2020	352	3.520.000	57.055	3,00%
Government bonds-denationalization XV issue (RMDEN15)	99,00	99,00	99,00	05.5.2020	1.418	86.608	1.404	2,35%
Government bonds-denationalization XVI issue (RMDEN16)	98,90	98,90	98,90	05.5.2020	407	24.833	403	2,33%
Government bonds-denationalization XVII issue (RMDEN17)	98,00	98,00	98,00	26.5.2020	5.054	305.570	4.953	2,54%
Government bonds-denationalization XVIII issue (RMDEN18)	98,70	98,70	98,70	21.5.2020	4.085	248.715	4.032	2,32%

* The model for calculation of annual average yield to maturity is adapted to the characteristics of the bonds. Calculation date is 28.02.2020 using the last average price of the bonds.

MONTHLY STATISTICAL BULLETIN

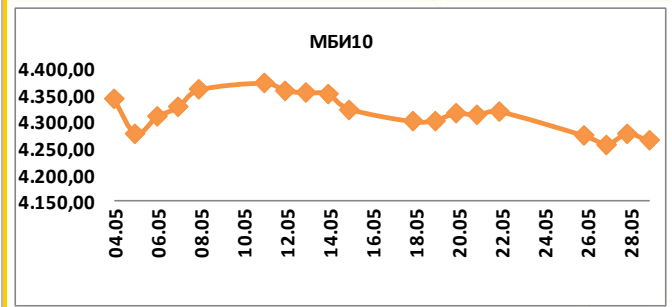
MBI10

Value at 31.05.2020 **4.262,97**

MAX Value in May (11.05.2020) 4.371,97

MIN Value in May (27.05.2020) 4.256,00

% of change from 30.12.2019 -8,30%

All about MBI10 on: <http://www.mse.com.mk/Indicies.aspx?Index=MBI10>

Composition of MBI10	Turnover (denars)	Volume	Num. of trans.	Last average price	% of monthly change of price
Alkaloid AD Skopje	53.971.583	4.336	195	12.301,16	-2,97
Granit AD Skopje	63.602.290	63.349	256	975,00	-3,60
Komercijalna banka AD Skopje	88.942.431	14.821	400	5.882,48	-8,37
Makpetrol AD Skopje	48.191.453	704	161	67.967,90	-4,41
Makedonijaturist AD Skopje	4.227.418	935	21	4.550,00	-8,77
Stopanska banka AD Skopje	12.803.604	11.521	73	1.183,55	6,15
TTK banka AD Skopje	7.860.633	6.229	41	1.250,00	-10,50
Makedonski Telekom AD Skopje	4.719.943	14.944	34	318,56	5,29
Stopanska banka AD Bitola	1.801.319	623	13	2.765,00	-8,60
NLB Banka AD Skopje	34.808.002	2.126	64	16.102,00	-4,74

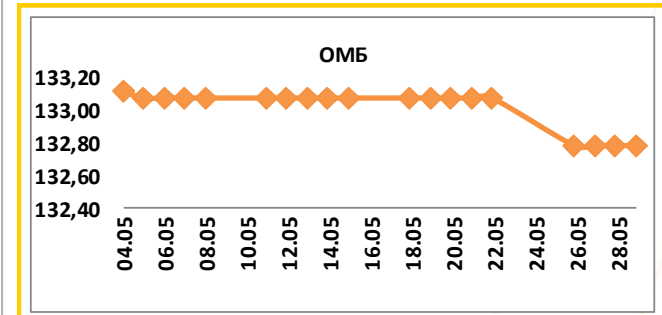
OMB

Value at 31.05.2020 **132,78**

MAX Value in May (04.05.2020) 133,11

MIN Value in May (26.05.2020) 132,78

% of change from 30.12.2019 -0,10%

All about OMB on: <http://www.mse.com.mk/Indicies.aspx?Index=OMB>

Composition of OMB	Turnover (denars)	Volume	Num. of trans.	Last average price	% of monthly change of price
Government bonds-denationalization X issue (RMDEN10)		0	0	99,00	0,00
Government bonds-denationalization XI issue (RMDEN11)		0	0	99,00	0,00
Government bonds-denationalization XII issue (RMDEN12)		0	0	99,50	0,00
Government bonds-denationalization XIII issue (RMDEN13)		0	0	99,00	0,00
Government bonds-denationalization XIV issue (RMDEN14)		0	0	99,20	0,00
Government bonds-denationalization XV issue (RMDEN15)	86.608	1.418	1	99,00	0,00
Government bonds-denationalization XVI issue (RMDEN16)	24.833	407	1	98,90	-0,10
Government bonds-denationalization XVII issue (RMDEN17)	305.570	5.054	1	98,00	-1,01
Government bonds-denationalization XVIII issue (RMDEN18)	248.715	4.085	2	98,70	0,00



MONTHLY STATISTICAL BULLETIN

MBI10 LISTED COMPANIES RATIOS

Issuer	P/E Ratio ¹	Dividend yield ²	Foreign investors participation in May 2020	Foreign investors participation in April 2020	Change
Alkaloid AD Skopje	16,92	3,00%	2,98%	2,97%	0,01%
Granit AD Skopje	9,85	3,42%	4,72%	5,04%	-0,32%
Komercijalna banka AD Skopje	7,31	9,39%	3,25%	3,24%	0,01%
Makpetrol AD Skopje	8,67	1,93%	1,17%	1,24%	-0,07%
Makedonijaturist AD Skopje	19,39	4,99%	0,80%	0,80%	0,00%
Stopanska banka AD Skopje	7,74	6,95%	92,36%	92,38%	-0,02%
TTK banka AD Skopje	10,18	9,05%	1,25%	1,25%	0,00%
Makedonski Telekom AD Skopje	19,98	5,90%	1,48%	1,48%	0,00%
Stopanska banka AD Bitola	63,71	0,00%	3,28%	3,33%	-0,05%
NLB banka AD Skopje	7,53	0,00%	87,89%	87,88%	0,01%

[1] Share price at last day of trading in currently month, / Earnings per share

[2] The ratios are calculated using the data from the last published Audited financial reports and last paid dividend.

FOREIGN INVESTORS—OFFICIAL MARKET

October 2019	Foreign Legal investors May 2020	Foreign private investors May 2020	Total Foreign entities May 2020	Total Foreign entities April 2020	Change
Shares[3]	34,83%	1,18%	36,01%	36,08%	-0,07%
Bonds[4]	0,12%	0,05%	0,17%	0,17%	0,00%
Total Official market	33,65%	1,14%	34,79%	34,86%	-0,07%

[3] Data as last day of trading in currently month according to the Central Securities Depository, regarding the participation of the foreign investors in the number of shares.

[4] Data as last day of trading in currently month according to the Central Securities Depository, regarding the participation of the foreign investors in the total nominal value of bonds.

FOREIGN AND DOMESTIC INVESTORS IN THE TOTAL TURNOVER [5] *

	BUYING % of total	SELLING % of total
Foreign private investors	1,26%	4,66%
Foreign Legal investors	0,08%	0,30%
Total Foreign Legal entities	1,34%	4,96%
Domestic private investors	50,47%	59,13%
Domestic Legal investors	48,19%	35,90%
Total Domestic Legal entities	98,66%	95,04%

[5] Data as last day of trading in currently month according to the Central Securities Depository, regarding the participation of the foreign and domestic investors in the total turnover.

Note: Public offering is not taken into account in the calculation of the percentages.

TURNOVER PER MEMBERS / in denars

Member	Code	Trading in BEST system	% of trading in BEST sys.	Block (denars)	% block	Public auctions	% of Public auctions	Public offering	% of Public offering	Total
ILIRIKA INVESTMENTS AD Skopje	IL	273.703.074	31,95	20.000.000	20,95	0	0,00	0	0,00	293.703.074
Komercijalna banka AD Skopje	KB	195.990.569	22,88	20.241.960	21,20	0	0,00	0	0,00	216.232.529
Eurohaus AD Skopje	EH	181.646.974	21,21	32.800.000	34,35	0	0,00	0	0,00	214.446.974
NLB Banka AD Skopje	TN	44.255.875	5,17	0	0,00	0	0,00	0	0,00	44.255.875
TTK Banka Skopje	TK	33.681.263	3,93	7.820.000	8,19	0	0,00	0	0,00	41.501.263
INVESTBROKER AD Skopje	MI	39.797.104	4,65	0	0,00	0	0,00	0	0,00	39.797.104
Sparkasse banka AD Skopje	SP	11.431.437	1,33	14.612.672	15,31	0	0,00	0	0,00	26.044.109
Stopanska banka AD Skopje	SB	22.024.699	2,57	0	0,00	0	0,00	0	0,00	22.024.699
INOVO BROKER AD Skopje	IN	21.416.238	2,50	0	0,00	0	0,00	0	0,00	21.416.238
Eurostandard Banka AD Skopje	ES	18.235.156	2,13	0	0,00	0	0,00	0	0,00	18.235.156
Fersped Broker AD Skopje	FR	14.434.758	1,69	0	0,00	0	0,00	0	0,00	14.434.758
Total		856.617.147	100,00	95.474.632	100,00	0	100,00	0	100,00	952.091.779

Turnover via BEST system and turnover in block trades is calculated on the basis of double counting, in order to include the executed cross trades by the MSE members in the structure of the overall MSE turnover. As since July 13, during the government auctions on the selling side there is no brokers (i.e. MSE performs this role), the turnover derived from government auctions is still calculated on the basis of single counting.

MONTHLY STATISTICAL BULLETIN

AS A REMINDER

The product of the Macedonian Stock Exchange **BESTNET ANALYTICS** is a modern internet service that helps investors in building well-founded investment strategies and in bringing valuable investment decisions.

BESTNET ANALYTICS contains:

- Data for more than **100** companies traded on the Macedonian Stock Exchange
- More than **70** different financial indicators of companies and more than **40** indicators for banks
- Monitoring and comparing the values for the last **3** years
- Tracking results by quarters
- Data in den, euros and dollars
- Data for paid dividends from companies for the last **4** years
- Data for the major shareholders of the company
- Data for management bodies of the company
- Data for related companies
- Comparison and monitoring of a large number of financial indicators
- Monitoring indicators by sectors and industries
- Graphic display of technical indicators
- Over **40** technical indicators and oscillators
- Monitoring of investments, determining their current value
- Calculation of gains / losses from unrealized transactions
- Calculation of gains / losses from trades executed
- Simulated portfolios

Шифра на XB	Датум на трансакција	Број на трансакција	Количина	Куповна вредност - вкупно (во ден.)	Датум на последна цена	Последна просечна цена	Вкупна вредност (во ден.)	Нереализирана добитка / загуба (во ден.)	% промена од вкупна вредност на XB	% од вредноста на вкупните вложувања
скратен преглед на поединечна трансакција										
GRNT	17.02.2009	X52515136	600,00	360.000,00	21.01.2009	653,11	391.866,00	1.800.000,00	133,33%	3,74%
TELE	11.06.2009	1235649	600,00	360.000,00	21.01.2009	653,11	391.866,00	31.866,00	8,85%	1,00%
детален преглед на поединечна трансакција										
P.Македонија - денационализација 01 (PMDEN01)										
Тип на хартија	Bond		Куповна вредност - вкупно (во ден.)		107.092,08		Датум на последна цена		27.11.2007	
Датум на трансакција	11.07.2008		Последна просечна цена		85,00		Нето вредност (во ден.)		116.662,50	
Број на трансакција	1919		Акмулирана камата (во ден.)		1.238,85		Вкупна вредност (во ден.)		117.888,35	
Количина	2.250,00		Нереализирана добитка / загуба (во ден.)		11.198,57		% промена од купување на XB		10,05%	
Куповна цена (во %)	77,50		% од вредноста на вкупните вложувања		0,30%					
Номинална вредност	1,00 EUR									
Куповна вредност (во ден.)	106.689,77									
Купена акумул. камата (во ден.)	402,31									
Трансакциони трошоци (во ден.)	500,00									
TOTAL				36.067.092,08			62.684.319,35	26.617.629,57	100,00%	


Опис на XB	Податоци од тргувањето
Лазарен сегмент	Официјален пазар
Лазарен подсегмент	Берзанска котација - обични акции
Тип на XB	Обични акции
ISIN број	MKALKA101011
Вкупни издадени XB	1431353
Шифра на XB	ALK
Номинална вредност	25,56 EUR
Дејења на цената и прометот	
Највисока цена во посл. 52 недели	4.599,00
Најниска цена во посл. 52 недели	3.799,00
% промена во посл. 30 дена	8,48%
% промена во посл. 3 месеци	6,98%
% промена во посл. 6 месеци	0,80%
% промена во посл. 1 година	-4,07%
Просечен дневен промет во посл. 30 дена	645.146,23
Просечен дневен промет во посл. 3 месеци	812.362,12
Просечен дневен промет во тековната година	626.836,29
Просечен дневен промет во посл. 52 недели	1.304.591,88
Показатели по акција за издавачот	
Коефициент цена / добитка	10,43
Дивиденден принос	3,98%
Коефициент цена / Книговодствена вредност по акција	0,91
Коефициент цена / Акмулирана добитка по акција	2,62
Коефициент цена / приходи од продажба	1,01
Коефициент цена / парични прилими од оперативни активности	13,59
Коефициент цена / оперативна добитка	8,93
Коефициент цена / EBITDA	6,35
Највисок P/E во посл. 52 недели	11,46
Најнисок P/E во посл. 52 недели	9,47
Нето добитка по акција за посл. 12 месеци	430,59
Коефициент цена / добитка за посл. 12 месеци	9,77

For more information on : www.bestnet.com.mk



КомРау апликација на Комерцијална банка

ТВОЈОТ МОБИЛЕН ПАРИЧНИК



комерцијална банка
ај скопје



mastercard.

Со новата апликација на **Комерцијална банка** повеќе не мора да носиш паричник со себе. Сега со **КомРау** можеш едноставно и сигурно да плаќаш со твојот мобилен телефон. Симни ја бесплатно од Google Play и искористи го промотивниот период за бесплатна дигитализација на две **Mastercard®** картички. Апликацијата е достапна за мобилни телефони со најмалку Android™ 4.4 и NFC технологија.

За повеќе информации посети ја нашата веб-страница или некоја од нашите филијали.

Android е заштитен знак на Google LLC.

www.kb.com.mk
контакт центар: (02) 3 296 800